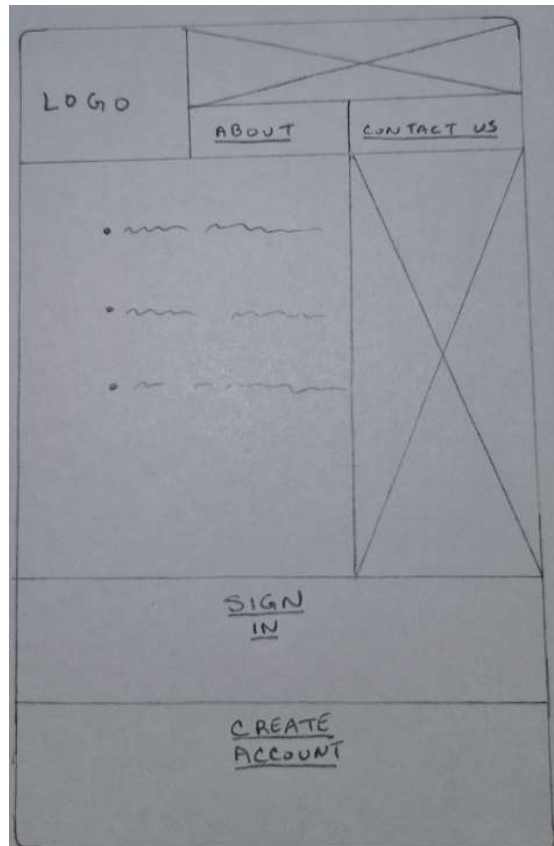


SMARTSCAN PROTOTYPE

BLACK & WHITE

SMARTSCAN PG's 1 & 6



SMARTSCAN PG 2

A hand-drawn wireframe of a user profile creation page. The page is enclosed in a rounded rectangle. At the top left, the word "LOGO" is written. To its right is a rectangular area with an 'X' through it. Below the logo area are two buttons: "ABOUT" and "CONTACT US". The main heading is "ENTER YOUR PROFILE INFORMATION". Below this heading is a form with several fields: "FIRST NAME" with the value "JANE", "LAST NAME" with the value "DOE", "PHONE" with the value "555-555-5555", "EMAIL" with a wavy line and an '@' symbol, "CREATE PASSWORD" with a row of eight dots, and "CONFIRM PASSWORD" with a row of eight dots. At the bottom of the form are two buttons: "CANCEL" and "SUBMIT".

LOGO

ABOUT CONTACT US

ENTER YOUR PROFILE INFORMATION

JANE
FIRST NAME

DOE
LAST NAME

555-555-5555
PHONE

EMAIL

CREATE PASSWORD

CONFIRM PASSWORD

CANCEL SUBMIT

SMARTSCAN PG 3

LOGO

[ABOUT](#) [CONTACT US](#)

VERIFY PHONE NUMBER

TEXT CODE TO ...-...-5555

ENTER SIX DIGIT CODE

BACK SUBMIT

SMARTSCAN PG 4



SMARTSCAN PG 5 (RETURNS TO PG 1)




SMARTSCAN PG 7

A hand-drawn wireframe of a login page. The page is enclosed in a rectangular border. At the top left, there is a box labeled "LOGO". To its right is a larger rectangular area with an 'X' drawn across it, representing a missing image. Below the logo area, there are two small rectangular buttons labeled "ABOUT" and "CONTACT US". The main content area is titled "ENTER LOGIN INFORMATION". Below this title are two input fields. The first field is labeled "EMAIL" and contains a wavy line representing text, followed by an "@" symbol and another wavy line. The second field is labeled "PASSWORD" and contains a series of dots representing masked characters. At the bottom of the form area, there are three elements: a rectangular button labeled "CANCEL", a small square icon containing a house symbol (representing a home button), and another rectangular button labeled "SUBMIT".

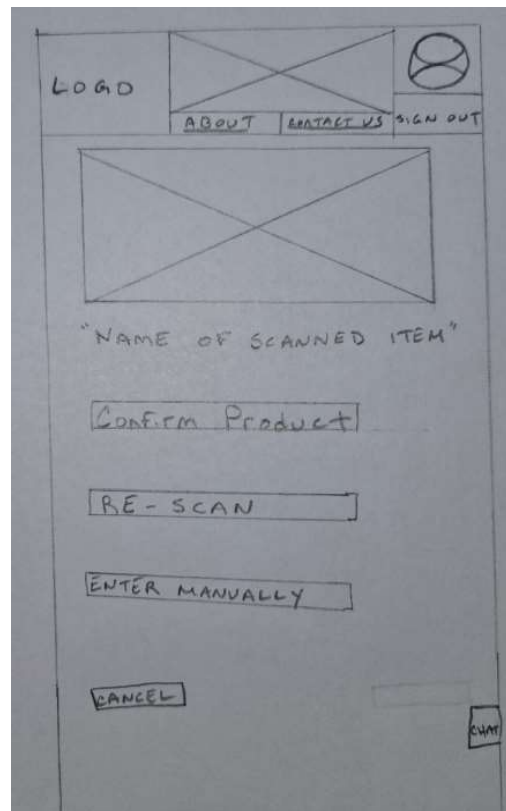
SMARTSCAN PG 8



SMARTSCAN PG 9



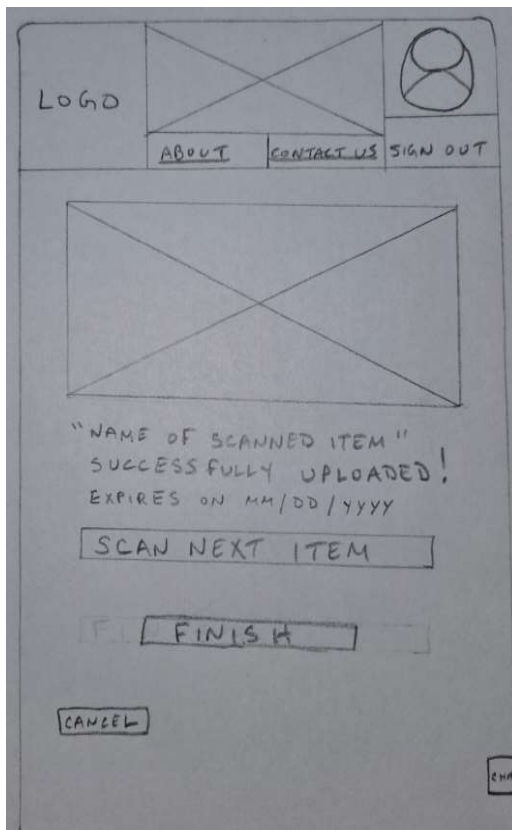
SMARTSCAN PG 10



SMARTSCAN PG's 11 & 17

A hand-drawn wireframe of a mobile application page. The page is enclosed in a rounded rectangle. At the top left, the word "Logo" is written. To its right is a rectangular area with a large 'X' drawn across it, representing a placeholder for a logo. Further right is a circular icon containing a person silhouette, representing a user profile. Below these elements is a horizontal navigation bar with three buttons: "ABOUT", "CONTACT US", and "SIGN OUT". The main content area features a large rectangular box with an 'X' inside, representing a scanned document. Below this box is the text "ENTER EXPIRATION DATE" followed by a text input field containing the placeholder "MM/DD/YYYY". At the bottom of the page, there are two buttons: "BACK" on the left and "SUBMIT" on the right. A small "CHAT" button is located in the bottom right corner.

SMARTSCAN PG 12



SMARTSCAN PG's 13 & 19

LOGO

ABOUT CONTACT US SIGN OUT

Scan YOUR ITEMS

IMAGE	DESCRIPTION	EXPIRATION DATE
X	" ITEM NAME "	MM/DD/YYYY
X	" ITEM NAME "	MM/DD/YYYY
X	" ITEM NAME "	MM/DD/YYYY
X	" ITEM NAME "	MM/DD/YYYY
X	" ITEM NAME "	MM/DD/YYYY

EDIT UPLOAD ITEMS CANCEL CHAT

SMARTSCAN PG 14



SMARTSCAN PG 15



SMARTSCAN PG 16 (RETURNS TO PG 11)



SMARTSCAN PG 18 (RETURNS TO PG 13)

